

SINGER
22W20,W112

LIST OF PARTS



MACHINES

Nos. 22w20 and 22w112

THE SINGER MANUFACTURING COMPANY

Instructions for Ordering

In ordering from this list, use **ONLY** the **PART** number in the **FIRST** column.

The number stamped on a Sewing Machine Part is the number of the Single Part only, except when the part includes Set Screws, Clamping Screws, Studs and Rollers Spun on, Small Wires riveted, or Parts soldered together, etc., which it is necessary to furnish in combination.

Every combination of parts sent out has its specific number which, although not stamped on Parts (except in above cases) must be used when ordering the combination.

Each number always indicates the **SAME PART** in whatever list it appears, or for whatever Machine.

The letters after some of the numbers indicate the style of finish only, as follows:

- A. Hardened, Polished and Plated.
- B. Polished and Plated.
- C. Hardened only.
- D. Polished only.
- E. Soft, not polished.
- F. Hardened and Polished.
- H. Blued.

These letters **MUST BE USED** when they appear in the list and **AFTER** the number, as in the list.

In this series

200001 to 201500 are Screw Numbers.

201501 to 201800 are Nut Numbers.

201801 to 202000 are Roller Numbers.

202001 and upward are numbers of Machine Parts.


The figures in the second column refer only to the plate in which the illustration of the part is shown and are **NOT TO BE USED** in ordering.

Two or more numbers over a cut indicate that the difference between such parts is not visible in an illustration.

Parts marked with an asterisk (*) are furnished only when repairs are made at the factory.

LIST OF PARTS COMPLETE

FOR



MACHINE No. 22w20

DROP FEED

For Overalls, Duck Coats, Canvas, Etc.

In gauges from 1/8 to 3/4 inch.

| No. | Plate | Name |
|---------|-------|--|
| *204161 | — | Arm with 200439c, 202036 and 204705 |
| 204163 | 12305 | Arm Cap |
| 200278H | 12311 | " " Screw |
| 202248 | 13207 | " " Washer |
| 200963E | 12311 | " Screw (3) |
| 202005 | 12308 | " " Washer (3) |
| 203202 | 12333 | " Shaft |
| 204705 | 12334 | " " Bushing (front) |
| 200439c | 12311 | " " " Position Screw |
| 204440 | 12333 | " " Connection with four 200054E (2) |
| 200054E | 12307 | Arm Shaft Connection Screw |
| 202299 | — | " " Oil Packing (wick) (2) |
| 204805 | 12333 | Balance Wheel, 5 1/2 in. diam. (belt groove 3 in. diam.), with 200328c and 200335c |
| 200062H | 12311 | Balance Wheel Adjusting Screw |
| 200328c | 12311 | " " Position Screw |

INDEX

| | PAGE |
|-------------------------------|--------|
| ACCESSORIES | 17 |
| BOBBIN WINDER | 17 |
| FEED DOGS | 21 |
| KNEE LIFTER | 18, 19 |
| LAP SEAM FELLER | 25 |
| MACHINE No. 22w20 | 7 |
| " " 22w112 | 16 |
| NEEDLE HOLDERS | 22 |
| NUMERICAL LIST OF PARTS | 27 |
| OBSOLETE PARTS | 25 |
| PRESSER FEET | 22 |
| THREAD UNWINDER | 19 |
| THROAT PLATES | 23 |

From the library of: Diamond Needle

| No. | Plate | Name |
|---------|-------|---|
| 200335c | 12311 | Balance Wheel Set Screw |
| *203300 | — | Bed with 202062, 203248, 203249, two each 200362c, 200516E, 200840E and 202299 |
| 202258 | 12345 | Bed Hinge Connection (2) |
| 200570E | 12311 | " " " Screw (4) |
| 203329 | 11886 | " Slide (back) |
| 203301 | 12334 | " " (front) |
| 203208 | 12312 | Bobbin (2) |
| 203210 | 12312 | " Case Base with 202056, 203211 to 203213 and 203216 |
| 203211 | 12312 | Bobbin Case Base Latch |
| *202056 | — | " " " " Pin |
| 203212 | 12312 | " " " " Plunger .. |
| 203213 | 12312 | " " " " Spring .. |
| 203209 | 12312 | " " Cap with 200984c, 203214, 203215 and two 200594c.. |
| 203214 | 12312 | Bobbin Case Tension Spring |
| 200984c | 12312 | " " " " Regulat- ing Screw |
| 200594c | 12312 | Bobbin Case Tension Spring Screw |
| 203215 | 12312 | " " Thread Guide |
| 200594c | 13212 | " " " " Screw .. |
| 203216 | 12312 | " " Washer (cloth) |
| 203217 | 12312 | Bobbin Case complete, Nos. 203209 and 203210 |
| 204533 | 12333 | Face Plate with 200366H, 204730, two each 200368H, 202090, 204281 and three 200397H |
| 200053c | 12311 | Face Plate Screw |
| 204730 | 12331 | " " Thread Guide |
| 200397H | 12309 | " " " " Set Screw |
| 204874* | 12333 | Face Plate complete, Nos. 200135c, 200139c, 200577H, 204277 to 204280, 204533, 204555, two each 200309E, 204059 and 204272 |
| 203303 | 12334 | Feed Bar with 204189 |
| 203309 | — | " " 203303 with 200214E, 201525E and 204200 |
| 200214E | 12331 | Feed Bar Hinge Screw |
| 201525E | 12331 | " " " " Nut |
| 214424 | 12331 | Feed Bar Spring |
| 204189 | 12306 | " " " Hook |
| 211904 | 12086 | " Dog, for 212091 |
| 211289 | 11892 | " " " 211735 |
| 211680 | 12093 | " " " 211678 |
| 211684 | 12093 | " " " 211683 |
| 211729 | 12100 | " " " 211727 |
| 200106E | 12311 | " " Screw (2) |

| No. | Plate | Name |
|---------|-------|--|
| 200075E | 11891 | Feed Dog Support Screw |
| 201535E | 11891 | " " " " Nut |
| 203233 | 12305 | " Driving Cam with 200382c and 200437c |
| 204192 | — | Feed Driving Cam Fork Lever with 204195 and 204293 |
| 204193 | 12334 | Feed Driving Cam Fork Lever Con- nection with 200668c and 201525E |
| 204194 | 12306 | Feed Driving Cam Fork Lever Con- nection Clamp with 200031F |
| 200031F | 12311 | Feed Driving Cam Fork Lever Con- nection Clamp Pinch Screw |
| 200668c | 12331 | Feed Driving Cam Fork Lever Con- nection Clamp Screw Stud |
| 201525E | 12331 | Feed Driving Cam Fork Lever Con- nection Clamp Screw Stud Nut.. |
| 200002E | 12332 | Feed Driving Cam Fork Lever Con- nection Hinge Screw |
| 201522c | 12332 | Feed Driving Cam Fork Lever Con- nection Hinge Screw Nut |
| *204195 | — | Feed Driving Cam Fork Lever Shaft |
| 204197 | 12306 | Feed Driving Cam Fork Lever Shaft Collar with 200113F |
| 200113F | 12308 | Feed Driving Cam Fork Lever Shaft Collar Set Screw |
| 204293 | 12308 | Feed Driving Cam Fork Lever Shaft Position Pin |
| 204196 | 12307 | Feed Driving Cam Fork Lever Shaft Sleeve (split) |
| 200043c | 12311 | Feed Driving Cam Fork Lever Shaft Sleeve Set Screw |
| 201524E | 12332 | Feed Driving Cam Fork Lever Shaft Sleeve Set Screw Nut |
| 204198 | 12334 | Feed Driving Cam Fork Lever com- plete, Nos. 204192 and 204194 .. |
| 200437c | 12311 | Feed Driving Cam Position Screw |
| 200382c | 11891 | " " " " Set Screw |
| 204199 | 12333 | " " Rock Shaft |
| 206554 | — | " " " " 204199 with 200002E, 201522E and 204193 |
| 202305 | 12307 | Feed Driving Rock Shaft Center (2) |
| 200043c | 12311 | " " " " " Set Screw (2) |
| 204200 | 12305 | Feed Driving Rock Shaft Crank with 204189 (on left side) and two 200383c |
| 200383c | 12311 | Feed Driving Rock Shaft Crank Set Screw |

| No. | Plate | Name |
|---------|-------|--|
| 203235 | 12308 | Feed Lifting Cam with 202126 |
| 204202 | 12308 | " " " Fork with 200027E |
| 200027E | 12332 | " " " " Pinch Screw |
| 202126 | 12308 | " " " " Position Pin ... |
| 200045E | 12332 | " " " " Screw |
| 203305 | 12334 | " " " " Rock Shaft |
| 203315 | 12334 | " " " " 203305 with 203238 |
| 202305 | 12307 | Feed Lifting Rock Shaft Center (2) |
| 200043C | 12311 | " " " " " Set Screw (2) |
| 202276 | 12308 | Feed Lifting Rock Shaft Slide Block |
| 203238 | 12308 | " " " " " " " 202276 with 200243E and 201531E |
| 200243E | 12332 | Feed Lifting Rock Shaft Slide Block Hinge Screw |
| 201531E | 12308 | Feed Lifting Rock Shaft Slide Block Hinge Screw Nut |
| 204206 | 12306 | Feed Regulating Handle |
| 204207 | 12334 | " " " " 204206 with 200098E, 202622, 204208 to 204210, 204213 and 204925 |
| 204208 | 12307 | Feed Regulating Handle Adjustable Stop |
| 200098E | 12307 | Feed Regulating Handle Adjustable Stop Screw |
| 204925 | 12306 | Feed Regulating Handle Adjustable Stop Screw Washer |
| 204209 | 12307 | Feed Regulating Handle Position Pin |
| 204210 | 12306 | Feed Regulating Handle Shaft |
| 204211 | 12306 | " " " " " Crank with 200098E |
| 204212 | 12307 | Feed Regulating Handle Shaft Crank Link |
| 200271E | 12311 | Feed Regulating Handle Shaft Crank Link Hinge Screw (lower) |
| 200291E | 12307 | Feed Regulating Handle Shaft Crank Link Hinge Screw (upper) |
| 200098E | 12307 | Feed Regulating Handle Shaft Crank Set Screw |
| 204213 | 12307 | Feed Regulating Handle Shaft Sleeve (split) |
| 200362C | 12311 | Feed Regulating Handle Shaft Sleeve Set Screw |
| 202622 | 12306 | Feed Regulating Handle Shaft Sleeve Washer |
| 202036 | 12332 | Feed Regulating Handle Stop Pin |

| No. | Plate | Name |
|---------|-------|--|
| 204214 | ----- | Feed Regulating Handle complete, Nos. 200291E, 204207, 204211 and 204212 |
| *203239 | ----- | Hook (sewing) |
| 203240 | 12312 | " 203239 with 201253E, 201376E and 203251 |
| 203290 | 12312 | Hook and Bobbin Case complete, Nos. 203217 and 203240 |
| 203241 | 12312 | Hook Bevel Gear Socket, 24 teeth.. |
| 200555H | 11007 | " " " " " Screw |
| 203242 | 11007 | " " " " Pinion, 24 teeth, with two 200383C (2) |
| 200383C | 12311 | Hook Bevel Pinion Set Screw |
| 203306 | 12333 | " Counter Shaft |
| 203244 | 11007 | " " " " Collar with two 200393C |
| 200393C | 11007 | Hook Counter Shaft Collar Set Screw |
| 203245 | 11007 | Hook Counter Shaft Driving Gear, 44 teeth, with 200362C and 200439C |
| 213154 | 12305 | Hook Counter Shaft Driving Gear 203245 with 200045E and 203235 |
| 200439C | 12311 | Hook Counter Shaft Driving Gear Position Screw |
| 200362C | 12311 | Hook Counter Shaft Driving Gear Set Screw |
| 203246 | 11007 | Hook Counter Shaft Gear, 22 teeth, with two 200383C |
| 200383C | 12311 | Hook Counter Shaft Gear Set Screw |
| 202299 | ----- | " " " " Oil Packing (wick) |
| 200840E | 11007 | Hook Counter Shaft Oil Packing (wick) Stop Screw |
| 203247 | 12333 | Hook Driving Shaft |
| 203248 | 12334 | " " " " Bearing with 202299 |
| 202299 | ----- | Hook Driving Shaft Bearing Oil Packing (wick) |
| 202126 | 12308 | Hook Driving Shaft Bearing Posi- tion Pin |
| 200516E | 12311 | Hook Driving Shaft Bearing Screw |
| 203249 | 11007 | " " " " Bushing (eccen- tric) |
| 202299 | ----- | Hook Driving Shaft Bushing Oil Packing (wick) |
| 200362C | 12311 | Hook Driving Shaft Bushing Set Screw |

| No. | Plate | Name |
|---------|-------|---|
| 213141 | 11891 | Hook Driving Shaft Collar with two 200393c |
| 200393c | 11007 | Hook Driving Shaft Collar Set Screw |
| 203251 | 12312 | Hook Gib |
| 201376F | 11891 | " " Hinge Screw |
| 201253F | 12312 | " " Screw |
| 203307 | 12335 | " Saddle (left or right) with 202299 |
| 202299 | — | Hook Saddle Oil Packing (wick) .. |
| 200006E | 11007 | " " Screw (4) |
| 225585 | 11007 | " " Washer (4) |
| 203254 | 12312 | " Washer |
| 203308 | 12335 | Hook Saddle (left or right) complete, Nos. 200555H, 203241, 203254, 203290 and 203307 |
| 203462 | — | Hook Saddle Combination (left and right) complete, Nos. two 203308 |
| 202445 | 11125 | Knee Lifter Connection Lever with 202446 |
| 227311 | — | Knee Lifter Connection Lever 202445 with 200224H, 200262H, 227302 and 227308 |
| 200224H | 12306 | Knee Lifter Connection Lever Hinge Screw |
| 227308 | 11125 | Knee Lifter Connection Lever Lifting Rod with 202302 |
| 202302 | 12306 | Knee Lifter Connection Lever Lifting Rod Cotter Pin |
| 202446 | 12306 | Knee Lifter Connection Lever Pin |
| 227302 | 11125 | " " Lifting Lever |
| 200262H | 12306 | " " " " Hinge Screw |
| 231390 | 11886 | Needle Bar (hollow) |
| 204248 | 12307 | " " Connecting Link |
| 200658c | 12307 | " " " " Hinge Screw Stud |
| 201519c | 12307 | Needle Bar Connecting Link Hinge Screw Stud Nut |
| 204249 | 12308 | Needle Bar Connecting Stud with 200072c and 202277 |
| 202277 | — | Needle Bar Connecting Stud Oil Packing (wick) |
| 200072c | 12308 | Needle Bar Connecting Stud Pinch Screw |
| 204326 | — | Needle Bar Packing Cord (2) |
| 200504E | 12331 | " " Screw Bushing (lower) |
| 200503B | 12331 | " " " " (upper) |

| No. | Plate | Name |
|---------|-------|---|
| 231383 | 11891 | Needle Holder, in gauges from $\frac{3}{8}$ to $\frac{1}{2}$ in., in steps of $\frac{1}{32}$ in., with 201030F and two 200141F |
| 231385 | 11891 | Needle Holder, in gauges from $\frac{1}{2}$ to $\frac{3}{4}$ in., in steps of $\frac{1}{32}$ in., with 201030F and two 200141F |
| 201030F | 11891 | Needle Holder Screw |
| 200141F | 12332 | " Set Screw |
| 204251 | 12334 | Presser Bar (hollow) with 200074F |
| 204252 | 12308 | " " Lifter |
| 200550c | 12311 | " " " Hinge Screw |
| 204253 | 12308 | " " Lifting Bracket with 200086c |
| 200086c | 12308 | Presser Bar Lifting Bracket Pinch Screw |
| 204254 | 12307 | Presser Bar Lifting Bracket Position Guide |
| 200362c | 12311 | Presser Bar Lifting Bracket Position Guide Set Screw |
| 204327 | 12306 | Presser Bar Packing Washer (felt) |
| 200504E | 12331 | " " Screw Bushing (lower) |
| 204258 | 11891 | " " Spring (heavy) |
| 200491B | 12305 | " " Thumb Screw (pressure regulating) |
| 230795 | 11891 | Presser Foot Hinge Pin |
| 229171 | — | " " Plate, for 229172 |
| 229173 | — | " " " " 229174 |
| 229175 | — | " " " " 229176 |
| 229177 | — | " " " " 229178 |
| 229179 | — | " " " " 229180 |
| 200074F | 12308 | " " Screw |
| 202923 | — | " " Shank |
| 229172 | 13083 | Presser Foot (hinged) complete, 38 needle hole, in gauges from $\frac{3}{8}$ to $\frac{7}{8}$ in., in steps of $\frac{1}{32}$ in., Nos. 202923, 229171 and 230795 |
| 229174 | 13083 | Presser Foot (hinged) complete, 38 needle hole, in gauges $\frac{1}{2}$, $\frac{3}{4}$, $\frac{1}{2}$ and $\frac{7}{8}$ in., Nos. 202923, 229173 and 230795 |
| 229176 | 13083 | Presser Foot (hinged) complete, 38 needle hole, in gauges $\frac{1}{2}$, $\frac{1}{2}$, $\frac{1}{2}$ and $\frac{7}{8}$ in., Nos. 202923, 229175 and 230795 |
| 229178 | 13083 | Presser Foot (hinged) complete, 38 needle hole, in gauges $\frac{1}{2}$ and $\frac{3}{4}$ in., Nos. 202923, 229177 and 230795 |

| No. | Plate | Name |
|---------|-------|--|
| 229180 | 13083 | Presser Foot (hinged) complete, 38 needle hole, in gauges $\frac{31}{8}$, $\frac{11}{8}$, $\frac{33}{8}$ and $\frac{7}{8}$ in., Nos. 202923, 229179 and 230795 |
| 212920 | — | Take-up Cam with 200335c and 200430c |
| 203268 | 12334 | Take-up Cam 212920 with 200383c, 200658c and 201519c |
| 203172 | 12307 | Take-up Cam Friction Washer |
| 200430c | 12311 | " " Position Screw |
| 200383c | 12311 | " " " " Check Screw |
| 200335c | 12311 | Take-up Cam Set Screw |
| 204553 | 12331 | " Lever |
| 206601 | — | " " 204553 with 204263 |
| 204263 | 12331 | " " Bearing with 204264 |
| 204264 | 12306 | " " " Position Screw |
| 200042F | 12311 | " " " Screw |
| 201816 | 12307 | " " Roller |
| 204554 | 12331 | Take-up Lever complete, Nos. 200042F, 201816 and 206601 |
| 202402 | 12309 | Tension Disc |
| 202090 | 12309 | " " Position Pin |
| 204555 | 12332 | " Release Lever |
| 200309E | 12309 | " " " Screw |
| 202075 | 12309 | " " Plunger |
| 215609 | — | " " Slide |
| 204268 | 12331 | " " " 215609 with 204269 |
| 204269 | 12308 | Tension Release Slide Spring |
| 202407 | 10881 | " Spring |
| 200632B | 12309 | " Stud |
| 200397H | 12309 | " Set Screw |
| 201572B | 10881 | " Thumb Nut |
| 204271 | 12309 | " Washer |
| 204272 | 12309 | Tension complete, Nos. 200632B, 201572B, 202075, 202407, 204271 and two 202402 |
| 204273 | 12308 | Thread Controller Adjusting Collar with 200684H (for Presser Bar) |
| 200684H | 12308 | Thread Controller Adjusting Collar Screw |
| 204274 | 12309 | Thread Controller Plate |
| 200577H | 12311 | " " " Screw |
| 202098 | 12309 | " " Roller |
| 204275 | 12309 | " " " Guard |
| 202084 | 12309 | " " " Washer |
| 200300c | 12309 | " " " Screw |
| 204276 | 12309 | " " Spring |
| 204333 | 12309 | " " " Guard |

| No. | Plate | Name |
|---------|-------|---|
| 200581H | 12309 | Thread Controller Spring Guard Screw |
| 204277 | 12309 | Thread Controller Spring Stop |
| 204278 | 12309 | " " " " " Driving Gear |
| 200319c | 12309 | Thread Controller Spring Stop Driving Gear Hinge Screw |
| 200135c | 12309 | Thread Controller Spring Stop Screw |
| 204279 | 12309 | Thread Controller Spring Stud with 204925 |
| 200366H | 11891 | Thread Controller Spring Stud Set Screw |
| 204925 | 12306 | Thread Controller Spring Stud Washer |
| 205987 | 12309 | Thread Controller complete, Nos. 200300c, 200581H, 202084, 202098, 204274, 204275 and 204333 |
| 204280 | 12309 | Thread Controller and Spring complete, Nos. 204276 and 205987 |
| 203313 | 12331 | Thread Guide |
| 204556 | 12331 | " " |
| 204281 | 12309 | " Retainer Guide Wire |
| 202091 | 12309 | " " Sleeve |
| 202092 | 12309 | " " Spring |
| 204058 | 12309 | " " Stud |
| 200368H | 12309 | " " " Set Screw |
| 204059 | 12309 | Thread Retainer complete, Nos. 202091, 202092 and 204058 |
| 212091 | 11892 | Throat Plate, 46 needle hole, for needle sizes 16 and 18, in $\frac{1}{4}$ in. gauge, for 211904 |
| 211727 | 11893 | Throat Plate, 46 needle hole, for needle sizes 16 and 18, in gauges $\frac{3}{8}$ and $\frac{7}{8}$ in., for 211729 |
| 211735 | 12101 | Throat Plate, 40 needle hole, for needle sizes 20 and 22, in gauges from $\frac{1}{4}$ to $\frac{3}{8}$ in., in steps of $\frac{1}{16}$ in., for 211289 |
| 211678 | 12093 | Throat Plate, 40 needle hole, for needle sizes 20 and 22, in gauges $\frac{3}{8}$, $\frac{7}{8}$, $\frac{31}{8}$ and $\frac{11}{8}$ in., for 211680 |
| 211683 | 12093 | Throat Plate, 40 needle hole, for needle sizes 20 and 22, in gauges $\frac{3}{8}$ and $\frac{7}{8}$ in., for 211684 |
| 200161D | 12319 | Throat Plate Clamp Screw |
| 202062 | 12308 | " " Position Pin |
| 200577H | 12311 | " " Screw |

MACHINE No. 22w112

DROP FEED

For Overalls, Duck Coats, Canvas, Etc.

In gauges from $\frac{1}{8}$ to $\frac{3}{4}$ inch.

The same as Machine No. 22w20 with the following exceptions:

| No. | Plate | Name |
|---------|-------|--|
| *204290 | — | Arm with 200439c, 202036 and 204705, in place of 204161 |
| 213622 | 12333 | Arm Shaft, in place of 202302 |
| *213052 | — | Bed with 202062, 203248, 203249, two each 200362c, 200516E, 200840E and 202299, in place of 203300 .. |
| 204294 | 12333 | Feed Driving Rock Shaft, in place of 204199 |
| 206555 | — | Feed Driving Rock Shaft 204294 with 200002E, 201522E and 204193, in place of 206554 |
| 213624 | 12333 | Hook Driving Shaft, in place of 203247 |
| 227312 | — | Knee Lifter Connection Lever 202445 with 200224H, 200262H, 227303 and 227308, in place of 227311 |
| 227303 | 11125 | Knee Lifter Lifting Lever, in place of 227302 |

ACCESSORIES

| No. | Plate | Name |
|---------|-------|--|
| 200157B | 12332 | Attachment Screw |
| 203208 | 12312 | Bobbin (10) |
| *225482 | — | " Case Screw Driver Blade |
| *225483 | — | " " " " Handle |
| 225497 | 12345 | Bobbin Case Screw Driver complete, Nos. 225482 and 225483 ... |
| 126 x 3 | — | Needles, six each, sizes 12 and 14 |
| 225191 | — | Drip Pan with four wood screws $\frac{1}{2}$ in., No. 5 |
| 41400 | 12345 | Machine Rest Pin (wood) |
| 36578 | 12345 | Oiler with 36579 |
| 36579 | 12345 | " Spout, $3\frac{1}{2}$ in. long, with 120117 |
| 120117 | — | " " Washer |
| *225484 | — | Screw Driver Blade |
| *225485 | — | " " Handle |
| 225498 | 12345 | Screw Driver complete, ($7\frac{1}{4}$ in. long), Nos. 225484 and 225485 .. |
| 225554 | 12345 | Wrench (steel) |

BOBBIN WINDER

Swing Automatic, Right Hand.

| | | |
|---------|-------|----------------------------------|
| *225451 | — | Bobbin Holder |
| 225453 | 10882 | Frame with 202277 and 225438 ... |
| 225454 | 10882 | " Hinge Pin |
| 202277 | — | " Oil Packing (wick) |
| 225438 | 10882 | " " Well Cap |
| 225455 | 10882 | " Spring |
| 225456 | 10882 | " " Plunger |
| 202473 | 10883 | Pulley with 200380c |
| 200380c | 12319 | " Set Screw |
| *225443 | — | Spindle |
| 225452 | 10882 | " 225443 with 225451 |
| 225444 | 10882 | Stop Latch |
| 200056E | 10882 | " " Screw |
| 225458 | 10882 | " " Thumb Lever |
| 225459 | 10882 | " " " " Hinge Stud |
| 225460 | 10882 | " " " " Joint Stud |
| 202478 | 10882 | " " Trip Lever |
| 200299H | 10882 | " " " " Hinge Screw |
| 225461 | 10881 | Tension Bracket with 201499B ... |
| 200082D | 10881 | " " Screw |
| 202104 | 10881 | " " " Washer |
| 2102 | 10881 | " Disc |
| 202407 | 10881 | " Spring |

From the library of: Diamond Needle Corp

| No. | Plate | Name |
|---------|-------|---|
| 201499B | 10881 | Tension Stud |
| 201572B | 10881 | " " Thumb Nut |
| 225462 | 10881 | Bobbin Winder Tension Bracket complete, Nos. 201572B, 202407, 225461 and two 2102 |
| 225433 | 10883 | Bobbin Winder and Tension Bracket Base |
| 225436 | 10883 | Universal Bobbin Winder complete, Nos. 200056E, 200082D, 200299H, 202104, 202473, 202478, 225433, 225444, 225452 to 225456, 225458 to 225460, 225462 and two wood screws $\frac{3}{8}$ in., No. 13, R.H.B. |

KNEE LIFTER

| | | |
|---------|-------|--|
| 227781 | 11125 | Knee Lifter Rock Lever with 200522c and 200529c |
| 227782 | — | Knee Lifter Rock Lever 227781 with two each 202451 and 202452 |
| 227783 | 11125 | Knee Lifter Rock Lever 227782 with 202985 and 227784 |
| 202453 | 11125 | Knee Lifter Rock Lever Knee Plate with 200526c |
| 202985 | — | Knee Lifter Rock Lever Knee Plate 202453 with 202455 |
| 202455 | 11125 | Knee Lifter Rock Lever Knee Plate Arm (short) |
| 200522c | 12319 | Knee Lifter Rock Lever Knee Plate Arm Set Screw |
| 200526c | 12319 | Knee Lifter Rock Lever Knee Plate Set Screw |
| 202451 | 11125 | Knee Lifter Rock Lever Lug with two wood screws $\frac{3}{8}$ in., No. 13H |
| 202452 | 12319 | Knee Lifter Rock Lever Lug Hinge Pin |
| 227784 | 11125 | Knee Lifter Rock Lever Rod, 3 in. long, with 227785 |
| *227785 | — | Knee Lifter Rock Lever Rod Cap or Oil Guard |
| 200529c | 12319 | Knee Lifter Rock Lever Rod Set Screw |

(Other Knee Lifter parts are listed with parts of machine head.)

THREAD UNWINDER

| No. | Plate | Name |
|---------|-------|--|
| 202486 | — | Spool Pin |
| 202487 | — | " Rest |
| 227498 | — | " " |
| 202488 | 10838 | " " 202487 with 200363c, 200383c and two 202486 |
| 227499 | 10838 | Spool Rest 227498 with 200363c and 202486 |
| 202489 | 10838 | Spool Rest Rod |
| 200383c | 12311 | " " " Set Screw |
| 200383c | 12311 | " " Set Screw |
| 202490 | 10838 | " Stand with 200383c |
| 202491 | — | " Washer (steel) |
| 202492 | — | " Weight with 202493 |
| 202493 | — | " " Center with 202793 and 203163 |
| 203163 | — | Spool Weight Center Bushing |
| 202793 | — | " " Thread Guide |
| 202794 | 10838 | Thread Eyelet Rod |
| 227605 | 10838 | " " " |
| 227606 | 10838 | " " " Clamp with two 200396c |
| 200396c | 11891 | Thread Eyelet Rod Clamp Set Screw |
| 200363c | 12332 | Thread Eyelet Rod Set Screw |
| 227500 | 10838 | Thread Unwinder complete, Nos. 202488 to 202490, 202794, 227499, 227605, 227606, three each 202491, 202492 and wood screws $\frac{3}{8}$ in., No. 13 |

FOR MACHINE NO. 22w112

Same as for No. 22w20 with the following exceptions:

| | | |
|--------|---|---|
| 225181 | — | Drip Pan with four wood screws $\frac{1}{2}$ in., No. 5, in place of 225191 |
|--------|---|---|

KNEE LIFTER

| | | |
|--------|-------|---|
| 227781 | 11125 | Knee Lifter Rock Lever with 200522c and 200529c |
| 227782 | — | Knee Lifter Rock Lever 227781 with two each 202451 and 202452 |

| No. | Plate | Name |
|---------|-------|--|
| 227787 | — | Knee Lifter Rock Lever 227782 with 202203 and 227784, in place of 227783 |
| 202453 | 11125 | Knee Lifter Rock Lever Knee Plate with 200526c |
| 202203 | — | Knee Lifter Rock Lever Knee Plate 202453 with 202454 |
| 202454 | 11125 | Knee Lifter Rock Lever Knee Plate Arm (long) |
| 200522c | 12319 | Knee Lifter Rock Lever Knee Plate Arm Set Screw |
| 200526c | 12319 | Knee Lifter Rock Lever Knee Plate Set Screw |
| 202451 | 11125 | Knee Lifter Rock Lever Lug with two wood screws $\frac{3}{4}$ in., No. 13u |
| 202452 | 12319 | Knee Lifter Rock Lever Lug Hinge Pin |
| 227784 | 11125 | Knee Lifter Rock Lever Rod, 3 in. long, with 227785 |
| *227785 | — | Knee Lifter Rock Lever Rod Cap or Oil Guard |
| 200529c | 12319 | Knee Lifter Rock Lever Rod Set Screw |

(Other Knee Lifter parts are listed with parts of machine head).

FEED DOGS

| No. | Plate | Name |
|--------|-------|------------------------------------|
| 211669 | 12092 | Feed Dog, for 211667 and 211668 .. |
| 211670 | 12092 | " " " 211667 and 211668 .. |
| 211674 | 12092 | " " " 211672 and 211673 .. |
| 211675 | 12092 | " " " 211672 and 211673 .. |
| 211679 | 12093 | " " " 211677 and 211678 .. |
| 211680 | 12093 | " " " 211677 and 211678 .. |
| 211684 | 12093 | " " " 211682 and 211683 .. |
| 211685 | 12093 | " " " 211682 and 211683 .. |
| 211246 | 11893 | " " " 211727 |
| 211728 | 11893 | " " " 211727 |
| 211729 | 11893 | " " " 211727 |
| 211289 | 11892 | " " " 211734 and 211735 .. |
| 211290 | 11892 | " " " 211734 and 211735 .. |
| 211736 | 12101 | " " " 211734 and 211735 .. |
| 211739 | 12101 | " " " 211737 and 211738 .. |
| 211740 | 12101 | " " " 211737 and 211738 .. |
| 211743 | 12101 | " " " 211741 and 211742 .. |
| 211623 | 11893 | " " " 211744 and 211745 .. |
| 211624 | 11893 | " " " 211744 and 211745 .. |
| 211761 | 11892 | " " " 211760 |
| 211762 | 11892 | " " " 211760 |
| 211765 | 12104 | " " " 211764 |
| 211766 | 12104 | " " " 211764 |
| 211933 | 11892 | " " " 211764 |
| 211769 | 12104 | " " " 211768 |
| 211770 | 12104 | " " " 211768 |
| 211934 | 11892 | " " " 211768 |
| 211904 | 11892 | " " " 211994 and 212091 .. |

NEEDLE HOLDERS

| No. | Plate | Name |
|--------|-------|---|
| 231383 | 11891 | Needle Holder, in gauges from $\frac{1}{8}$ to $\frac{1}{2}$ in., in steps of $\frac{1}{16}$ in., with 201030F and two 200141F |
| 231385 | 11891 | Needle Holder, in gauges from $\frac{1}{8}$ to $\frac{3}{4}$ in., in steps of $\frac{1}{16}$ in., with 201030F and two 200141F |
| 231388 | 11891 | Needle Holder, needles $\frac{1}{8}$ in. apart and must be set diagonally, in gauges $\frac{1}{8}$, $\frac{3}{16}$ and $\frac{1}{4}$ in., with 201030F and two 200141F, for Machine No. 22w112 |

PRESSER FEET

| | | |
|--------|-------|---|
| 230795 | 11891 | Presser Foot Hinge Pin |
| 229171 | — | “ “ Plate, for 229172 |
| 229173 | — | “ “ “ “ 229174 ... |
| 229175 | — | “ “ “ “ 229176 ... |
| 229177 | — | “ “ “ “ 229178 ... |
| 229179 | — | “ “ “ “ 229180 ... |
| 202923 | — | “ “ Shank |
| 229172 | 13083 | Presser Foot (hinged) complete, 38 needle hole, in gauges from $\frac{1}{8}$ to $\frac{1}{4}$ in., in steps of $\frac{1}{16}$ in., Nos. 202923, 229171 and 230795 |
| 229174 | 13083 | Presser Foot (hinged) complete, 38 needle hole, in gauges $\frac{1}{8}$, $\frac{3}{16}$ and $\frac{1}{4}$ in., Nos. 202923, 229173 and 230795 |
| 229176 | 13083 | Presser Foot (hinged) complete, 38 needle hole, in gauges $\frac{1}{8}$, $\frac{3}{16}$ and $\frac{1}{4}$ in., Nos. 202923, 229175 and 230795 |
| 229178 | 13083 | Presser Foot (hinged) complete, 38 needle hole, in gauges $\frac{1}{8}$ and $\frac{1}{4}$ in., Nos. 202923, 229177 and 230795 |
| 229180 | 13083 | Presser Foot (hinged) complete, 38 needle hole, in gauges $\frac{1}{8}$, $\frac{1}{4}$ and $\frac{3}{8}$ in., Nos. 202923, 229179 and 230795 |

THROAT PLATES

| No. | Plate | Name |
|--------|-------|--|
| 211667 | 12092 | Throat Plate, 46 needle hole, for needle sizes 16 and 18, in gauges $\frac{1}{8}$, $\frac{1}{4}$, $\frac{3}{8}$ and $\frac{1}{2}$ in., for 211669 and 211670 |
| 211668 | 12092 | Throat Plate, 40 needle hole, for needle sizes 20 and 22, in gauges $\frac{1}{8}$, $\frac{1}{4}$ and $\frac{1}{2}$ in., for 211669 and 211670 |
| 211672 | 12092 | Throat Plate, 46 needle hole, for needle sizes 16 and 18, in gauges $\frac{1}{8}$, $\frac{1}{4}$, $\frac{3}{8}$ and $\frac{1}{2}$ in., for 211674 and 211675 |
| 211673 | 12092 | Throat Plate, 40 needle hole, for needle sizes 20 and 22, in gauges $\frac{1}{8}$, $\frac{1}{4}$, $\frac{3}{8}$ and $\frac{1}{2}$ in., for 211674 and 211675 |
| 211677 | 12093 | Throat Plate, 46 needle hole, for needle sizes 16 and 18, in gauges $\frac{1}{8}$, $\frac{1}{4}$ and $\frac{1}{2}$ in., for 211679 and 211680 |
| 211678 | 12093 | Throat Plate, 40 needle hole, for needle sizes 20 and 22, in gauges $\frac{1}{8}$, $\frac{1}{4}$ and $\frac{1}{2}$ in., for 211679 and 211680 |
| 211682 | 12093 | Throat Plate, 46 needle hole, for needle sizes 16 and 18, in gauges $\frac{1}{8}$ and $\frac{1}{4}$ in., for 211684 and 211685 |
| 211683 | 12093 | Throat Plate, 40 needle hole, for needle sizes 20 and 22, in gauges $\frac{1}{8}$ and $\frac{1}{4}$ in., for 211684 and 211685 |
| 211727 | 11893 | Throat Plate, 46 needle hole, for needle sizes 16 and 18, in gauges from $\frac{1}{8}$ to $\frac{3}{8}$ in., in steps of $\frac{1}{16}$ in., for 211246, 211728 and 211729 |
| 211734 | 12101 | Throat Plate, 46 needle hole, for needle sizes 16 and 18, in gauges from $\frac{1}{8}$ to $\frac{1}{4}$ in., in steps of $\frac{1}{16}$ in., for 211289, 211290 and 211736 |
| 211735 | 12101 | Throat Plate, 40 needle hole, for needle sizes 20 and 22, in gauges from $\frac{1}{8}$ to $\frac{1}{4}$ in., in steps of $\frac{1}{16}$ in., for 211289, 211290 and 211736 |

| No. | Plate | Name |
|--------|-------|--|
| 211737 | 12101 | Throat Plate, 46 needle hole, for needle sizes 16 and 18, in gauges from $\frac{1}{4}$ to $\frac{1}{2}$ in., in steps of $\frac{1}{32}$ in., for 211739 and 211740 |
| 211738 | 12101 | Throat Plate, 40 needle hole, for needle sizes 20 and 22, in gauges from $\frac{1}{4}$ to $\frac{1}{2}$ in., in steps of $\frac{1}{32}$ in., for 211739 and 211740 |
| 211741 | 12101 | Throat Plate, 46 needle hole, for needle sizes 16 and 18, in gauges from $\frac{3}{8}$ to $\frac{1}{2}$ in., in steps of $\frac{1}{32}$ in., for 211743 |
| 211742 | 12101 | Throat Plate, 40 needle hole, for needle sizes 20 and 22, in gauges from $\frac{3}{8}$ to $\frac{1}{2}$ in., in steps of $\frac{1}{32}$ in., for 211743 |
| 211744 | 11893 | Throat Plate, 40 needle hole, for needle sizes 20 and 22, in gauges from $\frac{1}{4}$ to $\frac{1}{2}$ in., in steps of $\frac{1}{32}$ in., for 211623 and 211624 |
| 211745 | 11893 | Throat Plate, 38 needle hole, for needle sizes 23 and 24, in gauges from $\frac{1}{4}$ to $\frac{1}{2}$ in., in steps of $\frac{1}{32}$ in., for 211623 and 211624 |
| 211760 | 11892 | Throat Plate, 46 needle hole, for needle sizes 16 and 18, in gauges $\frac{1}{2}$, $\frac{11}{16}$, $\frac{1}{2}$, $\frac{13}{16}$ and $\frac{3}{4}$ in., for 211761 and 211762 |
| 211764 | 12104 | Throat Plate, 46 needle hole, for needle sizes 16 and 18, in gauges $\frac{1}{8}$, $\frac{3}{16}$, $\frac{1}{4}$, $\frac{5}{16}$ and $\frac{3}{8}$ in., for 211765, 211766 and 211933 |
| 211768 | 12104 | Throat Plate, 46 needle hole, for needle sizes 16 and 18, in $\frac{3}{4}$ in. gauge, for 211769, 211770 and 211934 |
| 211994 | 11892 | Throat Plate, 40 needle hole, for needle sizes 20 and 22, in $\frac{1}{4}$ in. gauge, for 211904 |
| 212091 | 11892 | Throat Plate, 46 needle hole, for needle sizes 16 and 18, in $\frac{1}{4}$ in. gauge, for 211904 |

LAP SEAM FELLER

Note: In ordering Lap Seam Feller, give letter which refers to material to be used, in addition to the number.

- F Silks, fine muslins, etc., where there are no seams.
- L Fine shirts, underwear, corsets, etc.
- M General shirt and corset work, etc.
- MH Heavy corset and other medium heavy material.
- H Heavy shirt work, light overalls, etc.

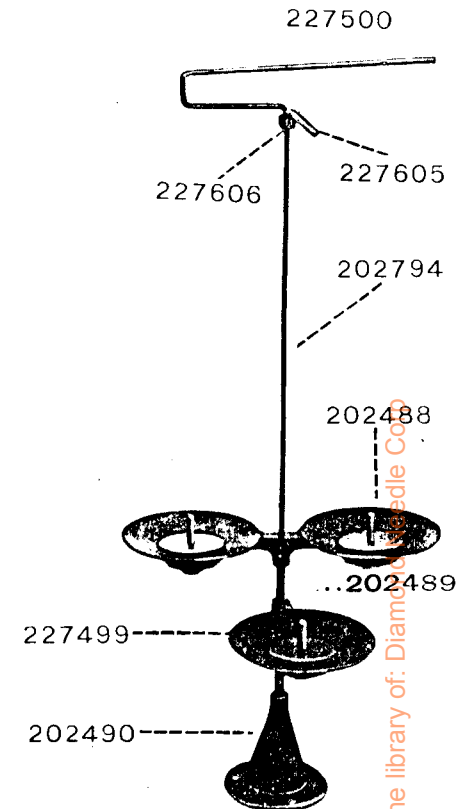
| No. | Plate | Name |
|--------|-------|--|
| 230048 | 11851 | Lap Seam Feller on Shank (right hand). For general work. For $\frac{1}{8}$ to 1 in. gauge machines. For F, L, M, MH or H material. Has yielding spring |

OBSOLETE PARTS

| | | |
|--------|-------|---|
| 202470 | 12320 | Bobbin Winder Base |
| 202471 | 12320 | “ “ Frame |
| 202472 | 12319 | “ “ “ Spring |
| 202474 | 12320 | “ “ Spindle |
| 202477 | 12319 | “ “ Stop Latch Thumb Lever |
| 202480 | 12320 | Bobbin Winder Spool Holder Base with 200355H and 202484 |
| 202481 | 12320 | Bobbin Winder Spool Holder Base Spool Pin |
| 202482 | 12319 | Bobbin Winder Spool Holder Tension Disc (lower or upper) |
| 202483 | 12319 | Bobbin Winder Spool Holder Tension Disc Spring (brass) |

| No. | Plate | Name |
|---------|-------|--|
| 202484 | 12319 | Bobbin Winder Spool Holder Tension Disc Thread Guide |
| 202485 | 12320 | Bobbin Winder Spool Holder complete, Nos. 200011F, 202480, 202481, 202483, two 202482 and one wood screw 1 in., No. 13 |
| 227522 | 12319 | Bobbin Winder Stop Latch |
| 227523 | 12320 | Bobbin Winder complete, Nos. 200056E, 200161D, 200221B, 201537H, 202470 to 202474, 202477, 202478, 227522, three 200299H and two round head wood screws 1 in., No. 13 |
| 211929 | 11891 | Feed Dog, for 211930 |
| *213605 | — | " Driving Cam Fork Lever Slide Block |
| *213604 | — | Feed Driving Cam Fork Lever Slide Block with 200116c |
| 213606 | 11891 | Feed Driving Cam Fork Lever Slide Block 213604 with 213605 .. |
| 203250 | 11007 | Hook Driving Shaft Collar with two 200393c |
| 204870 | 12333 | Needle Bar (hollow) |
| 203697 | 11891 | " Holder, needles $\frac{3}{8}$ in. apart and must be set diagonally, in gauges $\frac{1}{8}$, $\frac{3}{16}$ and $\frac{1}{4}$ in., with 200068H and two 200141F, for Machine No. 22w112 |
| 203703 | 11891 | Needle Holder, in gauges $\frac{3}{8}$, $\frac{1}{2}$ and $\frac{5}{8}$ in., with 200068H and two 200141F |
| 203704 | 11891 | Needle Holder, in gauges from $\frac{1}{8}$ to $\frac{1}{2}$ in., in steps of $\frac{1}{16}$ in., with 200068H and two 200141F |
| 203705 | 11891 | Needle Holder, in gauges from $\frac{1}{4}$ to $\frac{3}{4}$ in., in steps of $\frac{1}{8}$ in., with 200068H and two 200141F |
| 211930 | 11891 | Throat Plate, 50 needle hole, for needle sizes 14 and 15, in gauges $\frac{1}{4}$, $\frac{3}{8}$, $\frac{1}{2}$, $\frac{5}{8}$ and $\frac{3}{4}$ in., for 211929 |

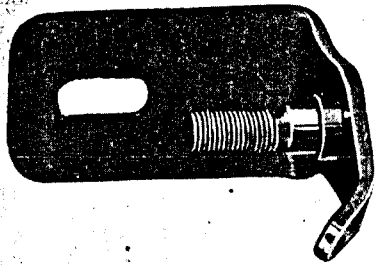
PLATE 10838—ONE-EIGHTH SIZE



From the library of: Diamant Needle Co.

PLATE 10881—FULL SIZE

225461




200082




202104



2102



225462



202407



201499




201572




PLATE 10882—FULL SIZE

225453



225455



225438



200380



200056



225456



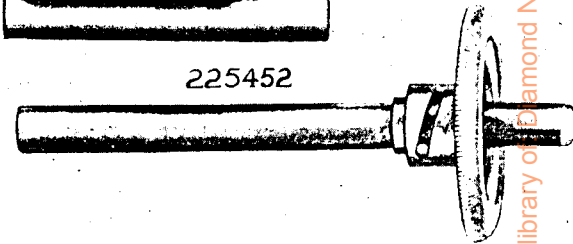
200299



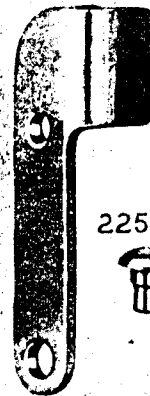
225454




225452



225458



202478



225444



225459




225460



From the library of Diamond Needle Corp.

PLATE 10883 ONE-FOURTH SIZE

225433



202473



225436





PLATE 11007-FULL SIZE


203241



200555



203242



203245




203250




200393




203246



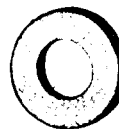
200006



203249



225585



203244



200840



From the library of: Diamond Needle Co.

PLATE 11125 - ONE-FOURTH SIZE

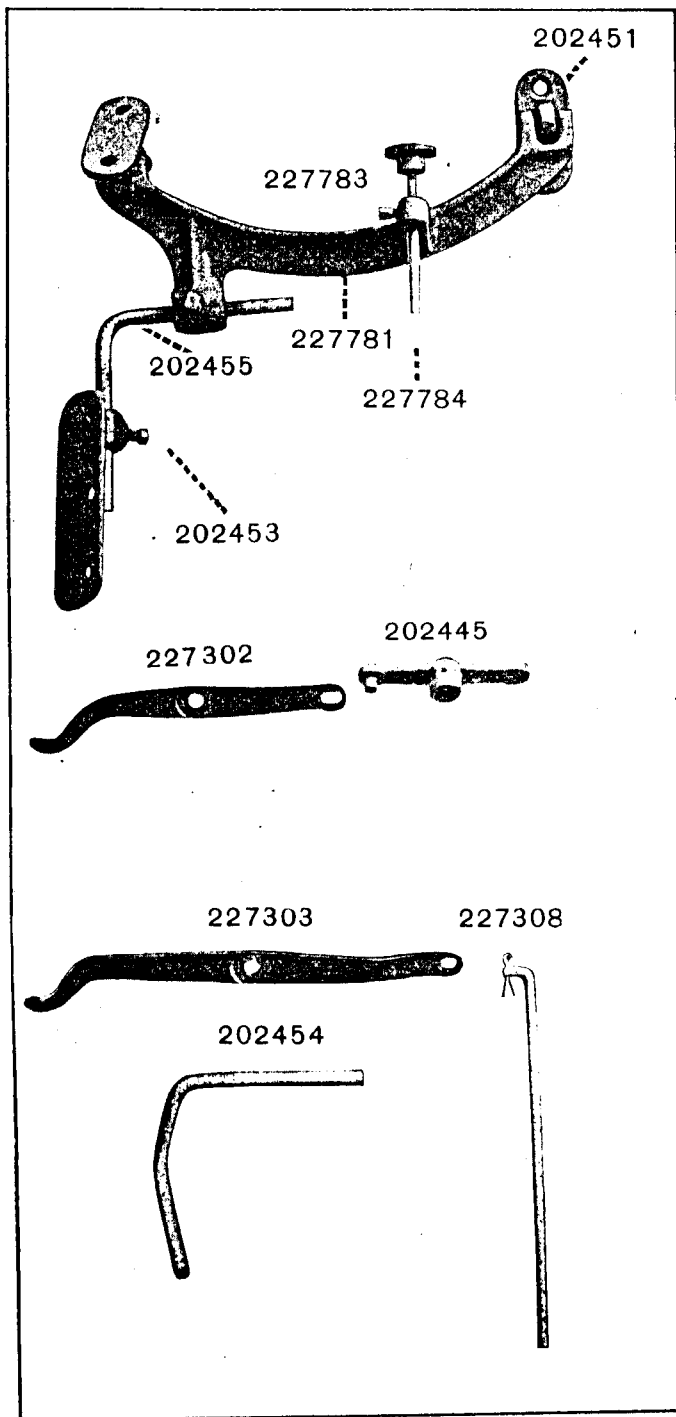
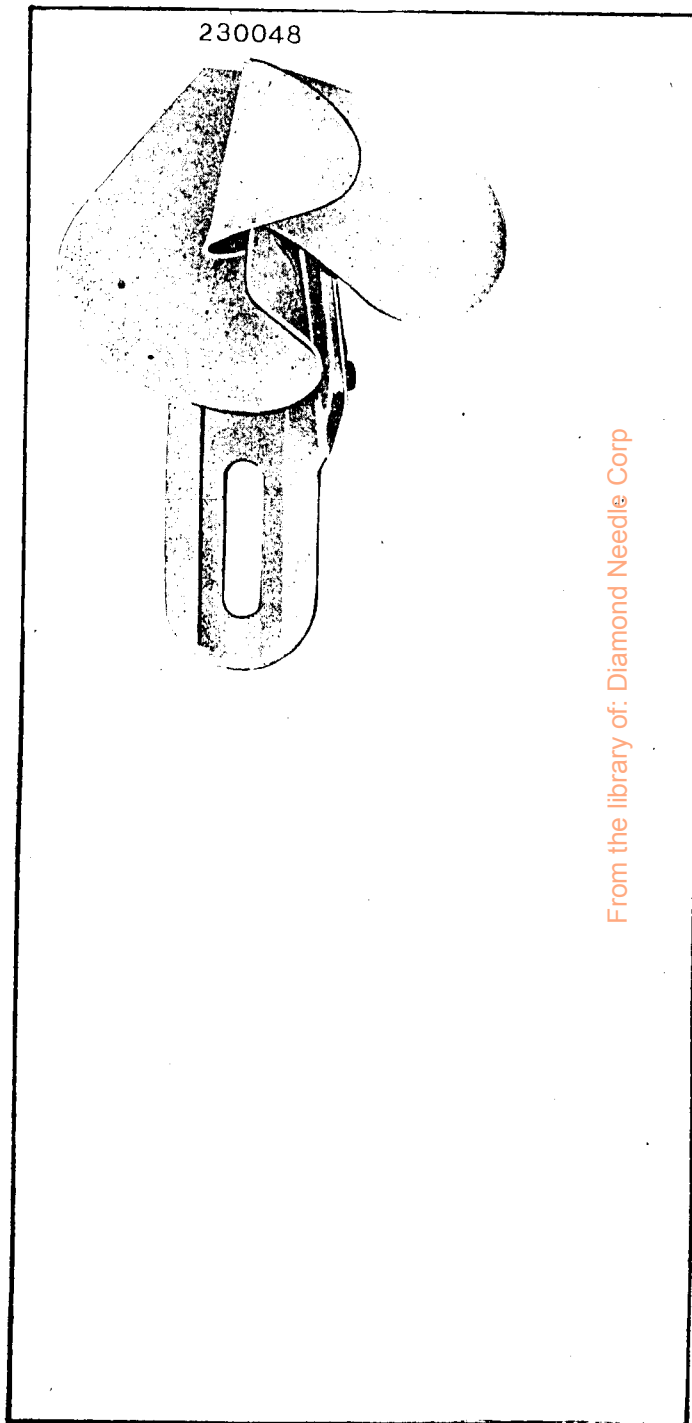


PLATE 11851 - FULL SIZE



From the library of: Diamond Needle Corp

PLATE 11886-ONE-HALF SIZE

231390



203329






PLATE 11891-FULL SIZE

231385



231383



231388



204258



213141



200075



200396



200366



200382



201030



201535



230795




201376



211930



203705



211929



203704



203703



203697




213606



PLATE 11892—FULL SIZE


211760



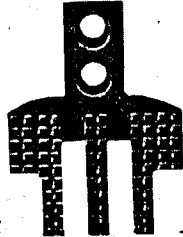
211761




211762




211934



211933




211994
212091



211904



211289




211290



PLATE 11893—FULL SIZE

211727



211728



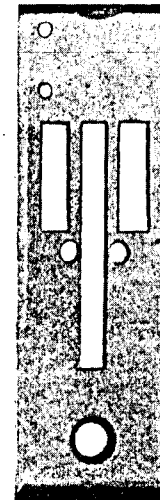
211729



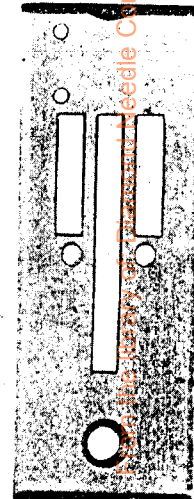
211246



211745



211744



211623




211624




PLATE 12092-FULL SIZE

211666
211667
211668




211669




211670



211671
211672
211673



211674




211675



PLATE 12093-FULL SIZE

211676
211677
211678



211679



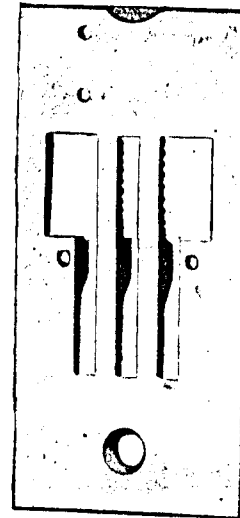
211680



211681

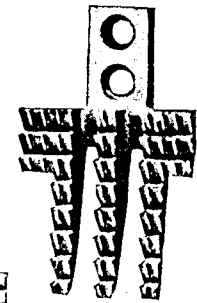
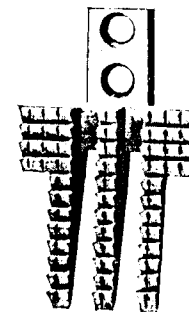
211682

211683



211684

211685



From the library of: Diamond Needle Corp



PLATE 12101-FULL SIZE

211734

211736

211737
211738
211870


211735



211739



211740



211741

211742



211743





PLATE 12104-FULL SIZE

211763

211764

211765

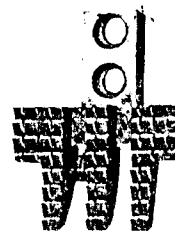


211766




211769

211767,
211768



211770



From the library of: Diamond Needle Corp

PLATE 12305—FULL SIZE


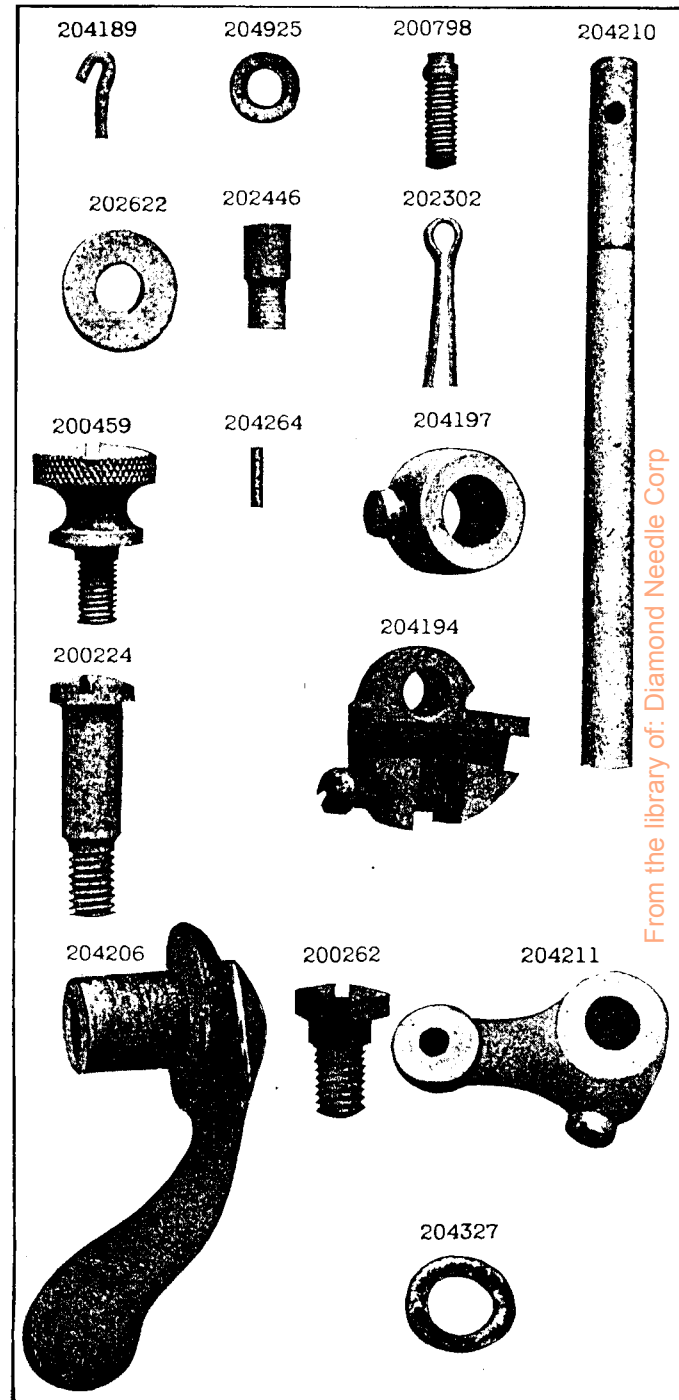


PLATE 12306—FULL SIZE



From the library of: Diamond Needle Corp

PLATE 12307—FULL SIZE

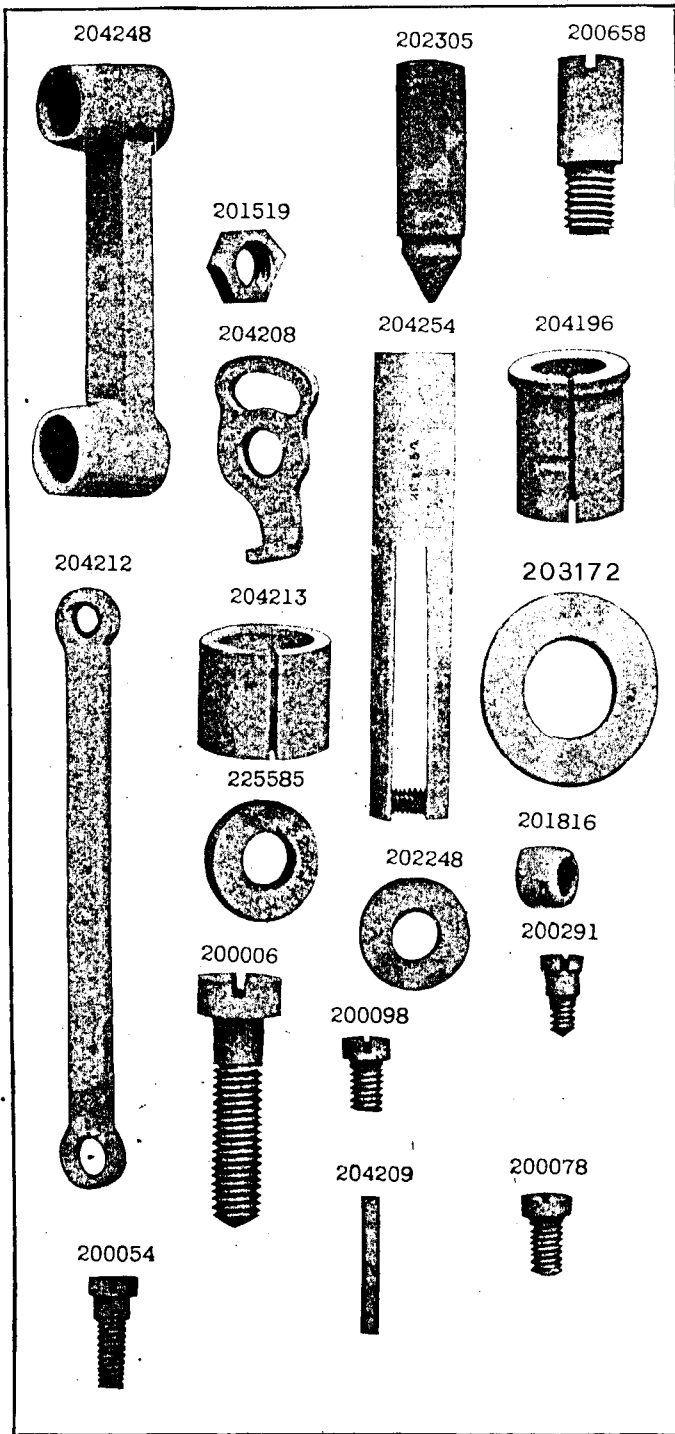
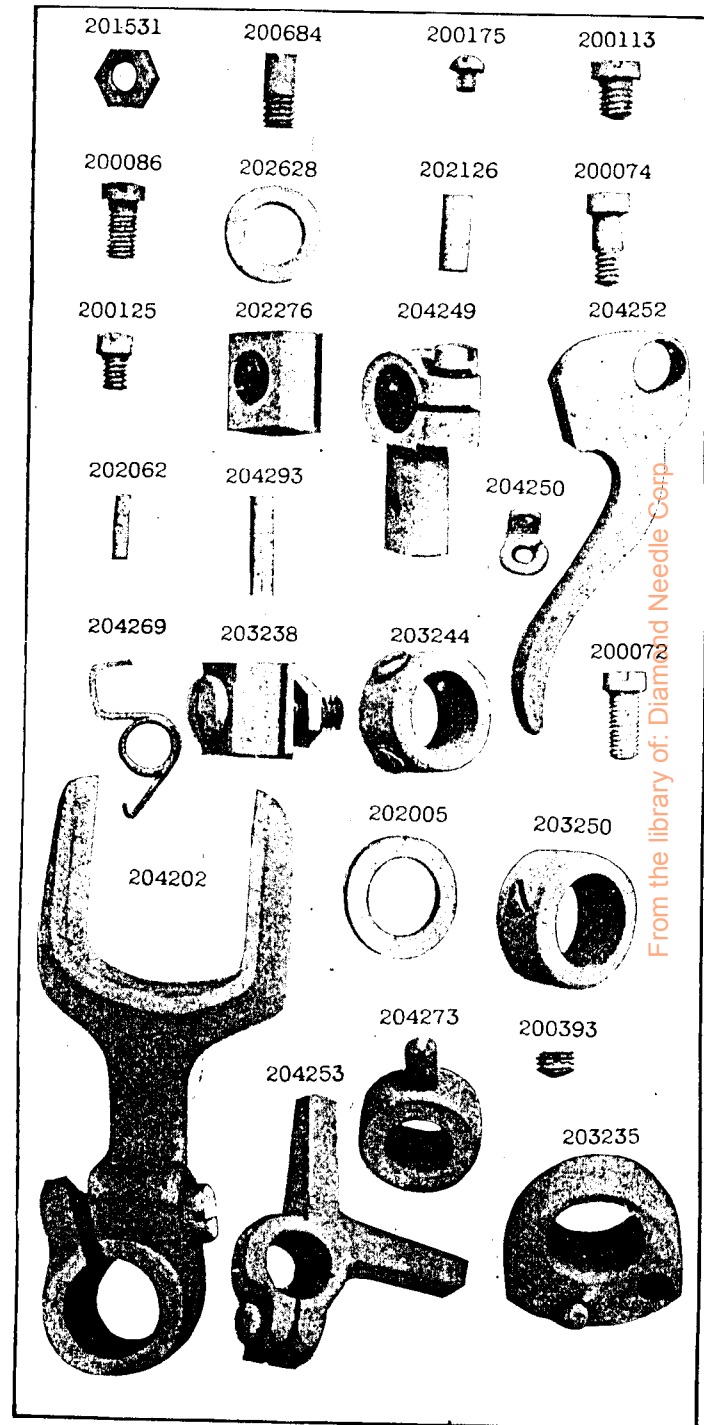


PLATE 12308—FULL SIZE



From the library of: Diamond Needle Corp

PLATE 12309 - FULL SIZE

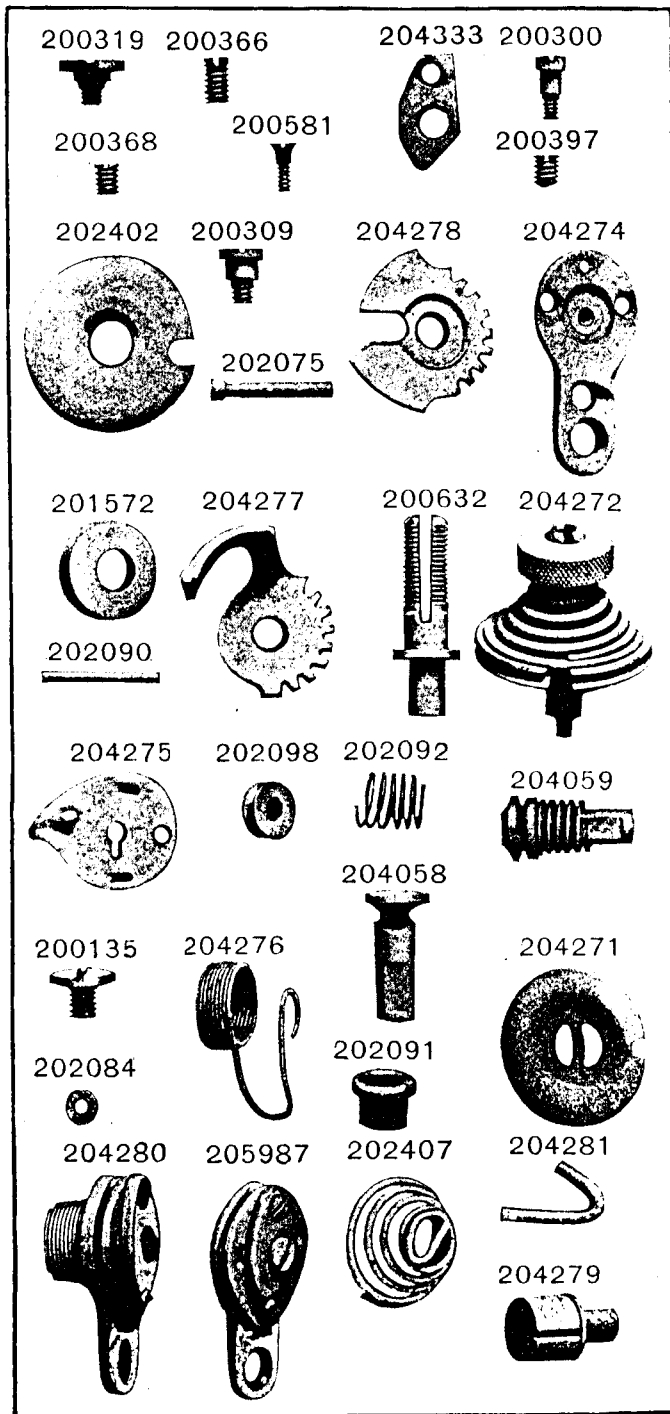
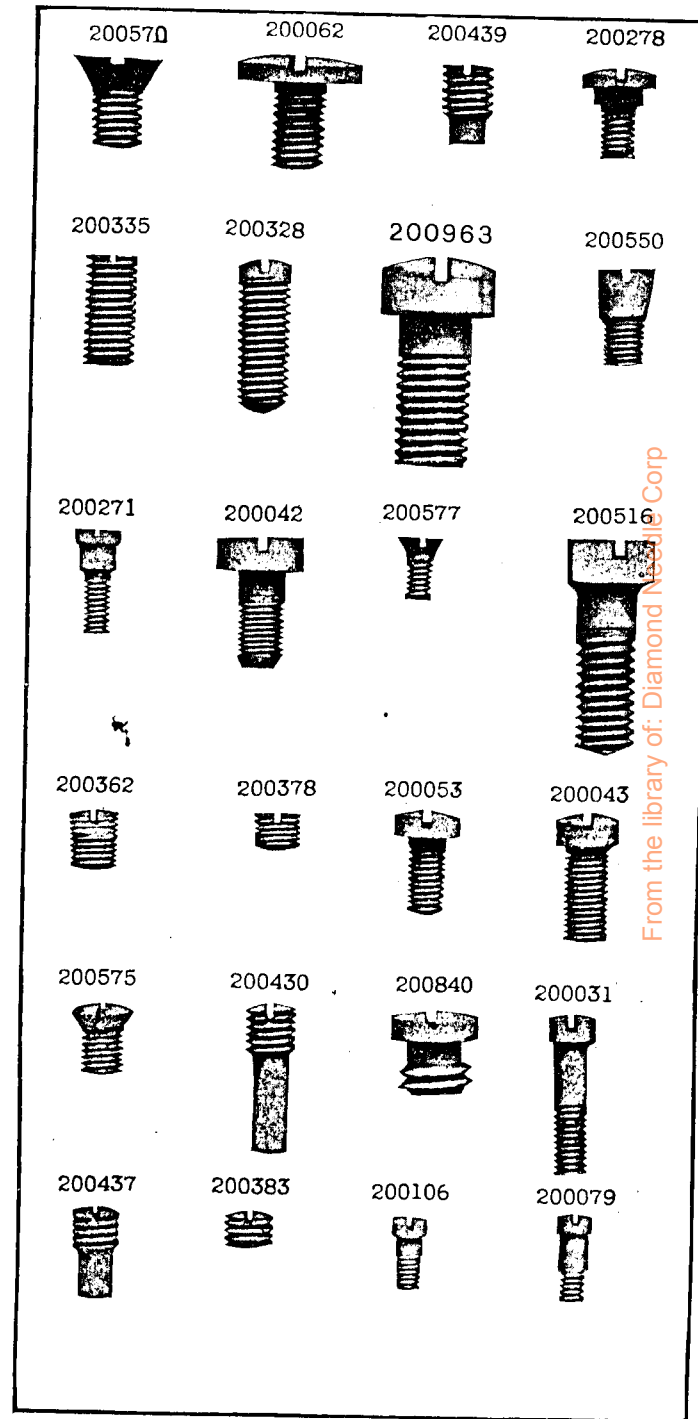


PLATE 12311 - FULL SIZE



From the library of: Diamond Needle Corp

PLATE 12312 - FULL SIZE

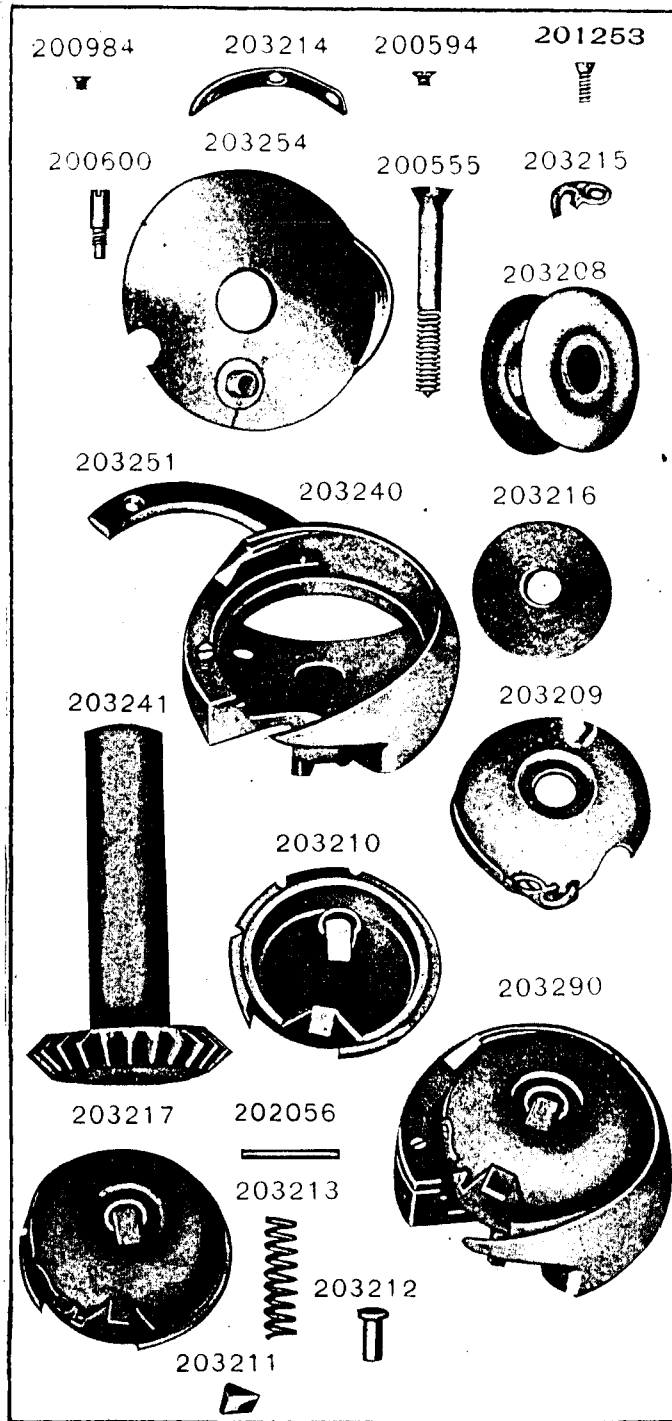


PLATE 12319 - FULL SIZE

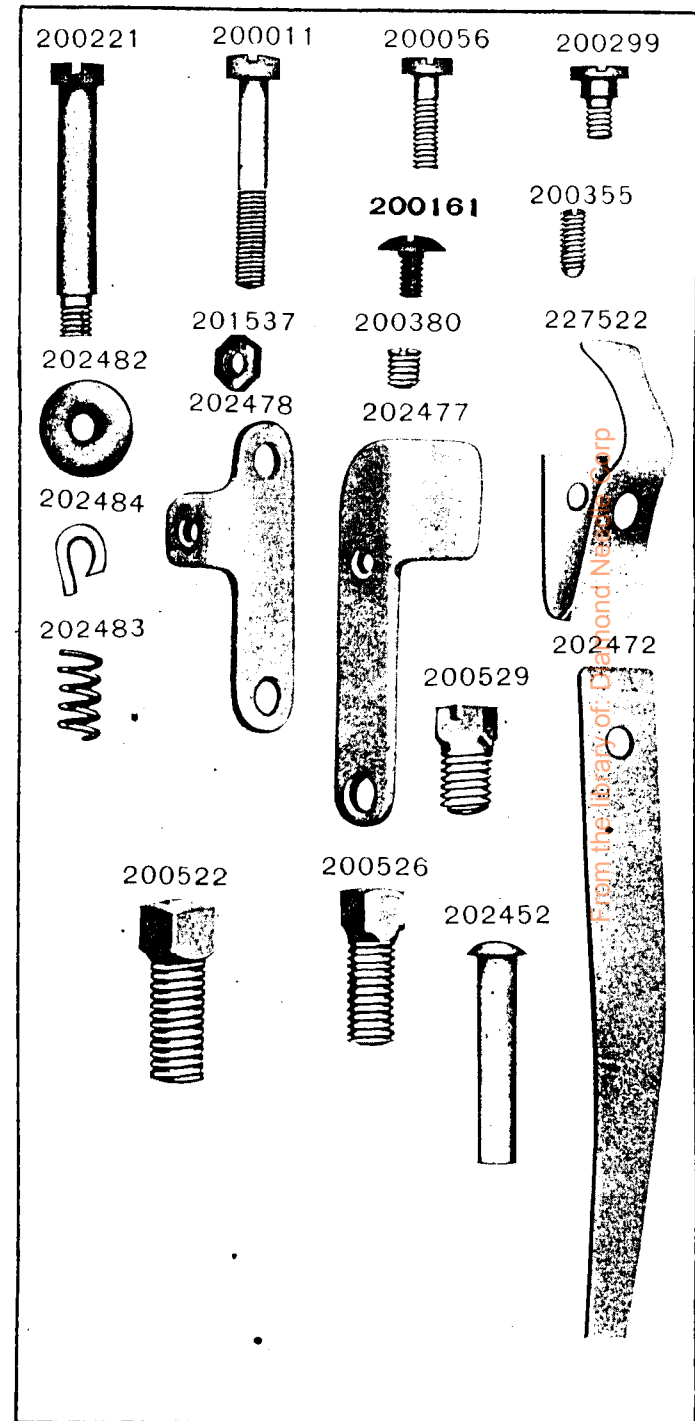


PLATE 12320—ONE-HALF SIZE

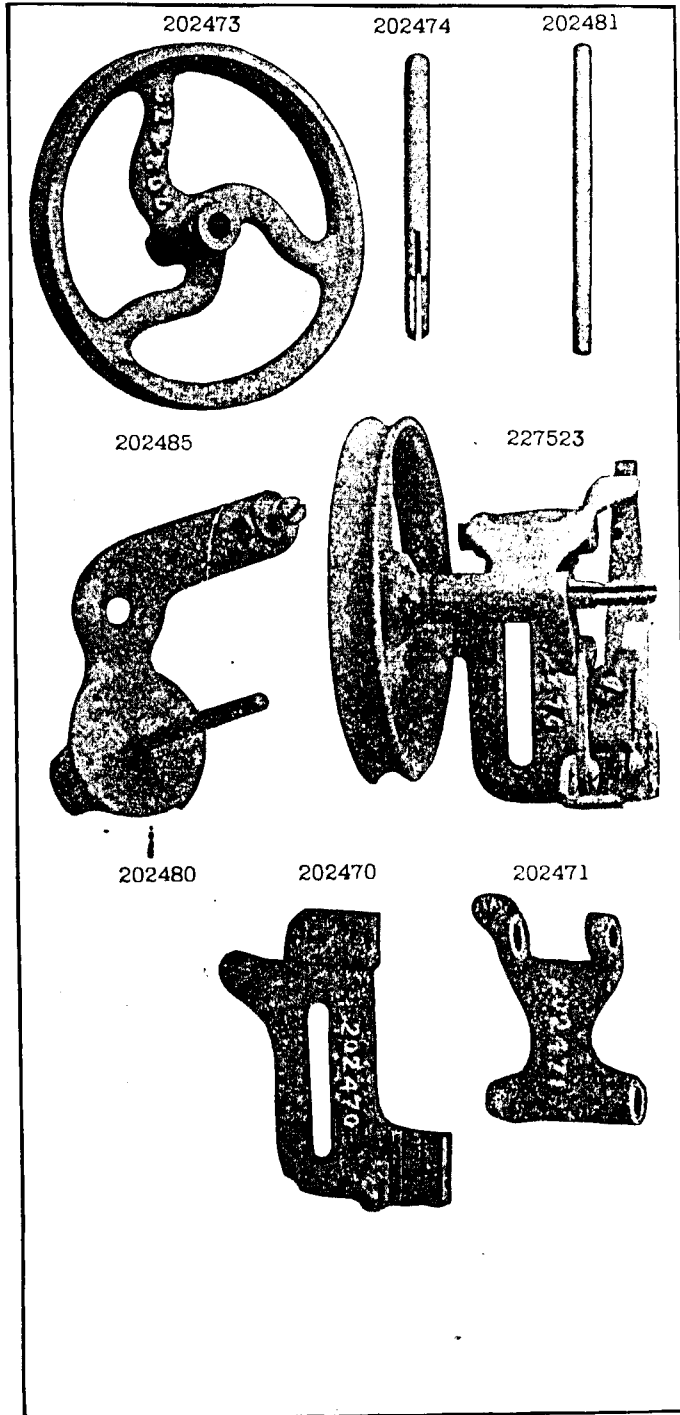


PLATE 12331—FULL SIZE

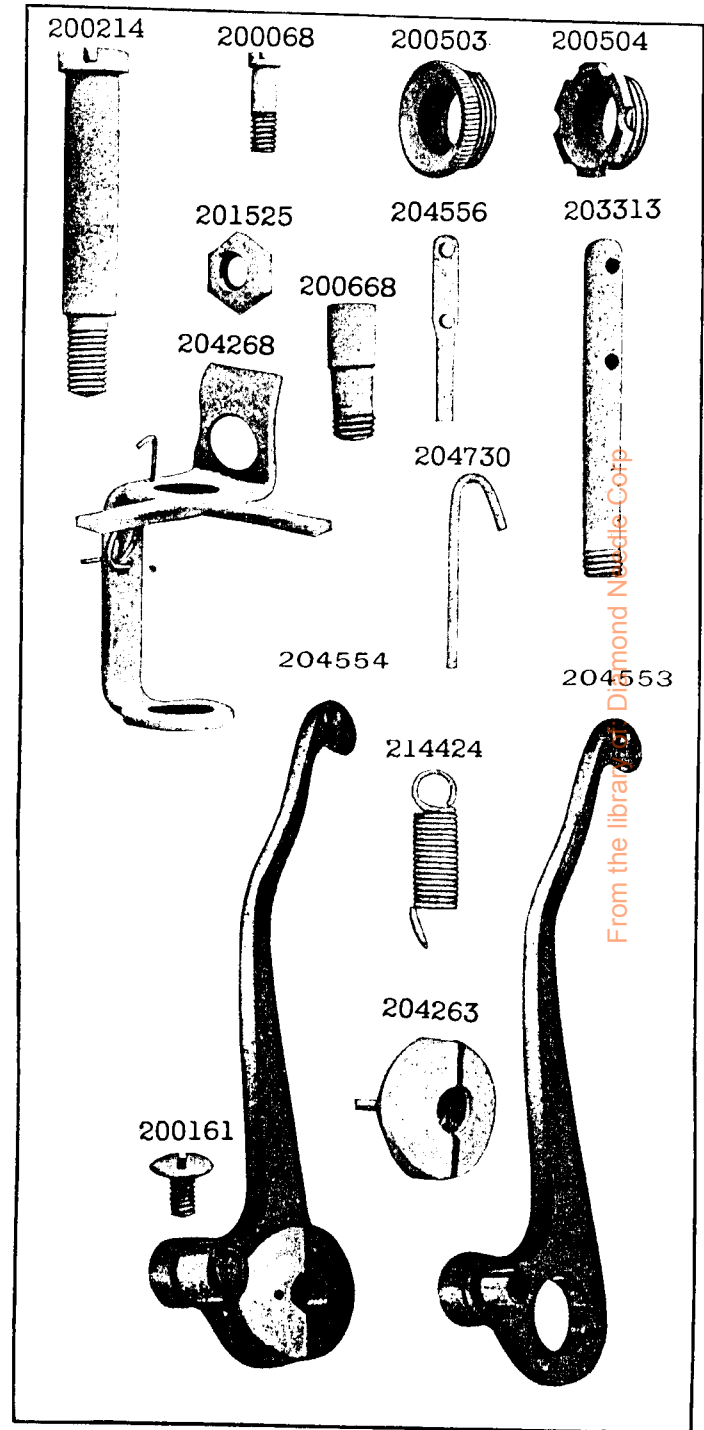


PLATE 12332—FULL SIZE

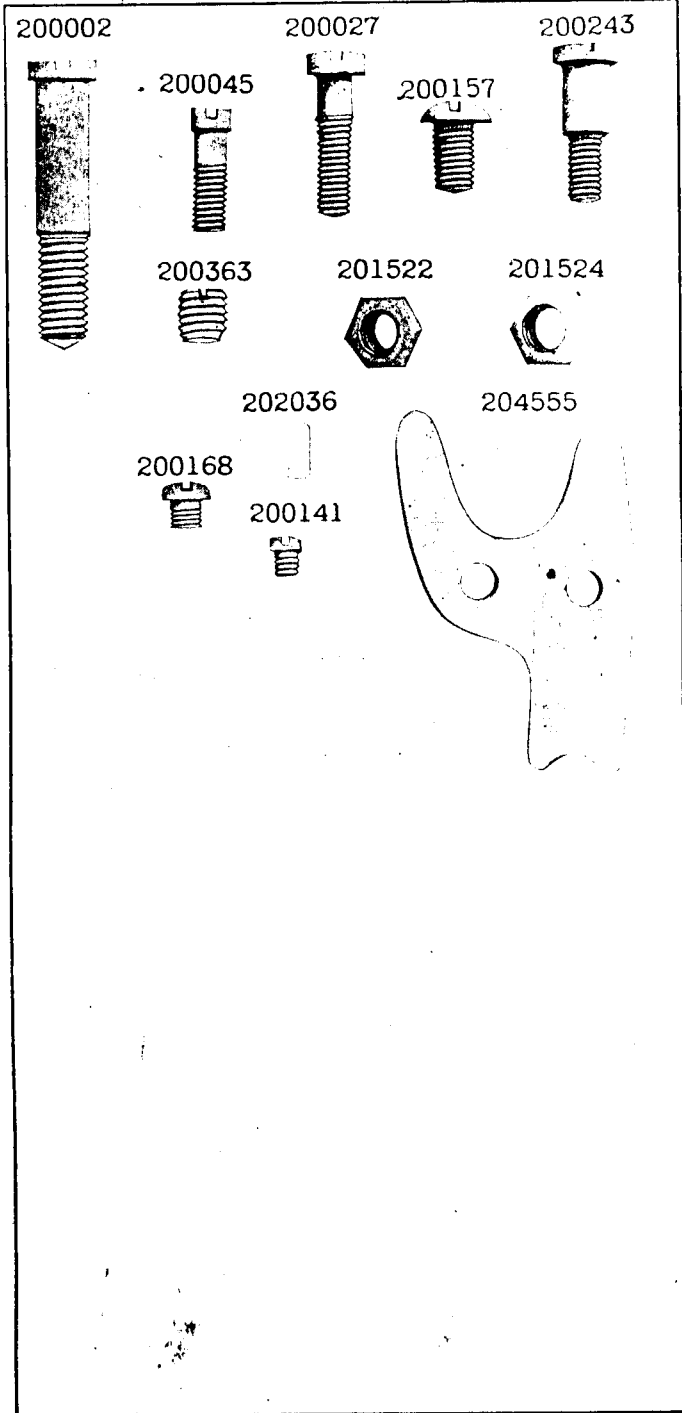
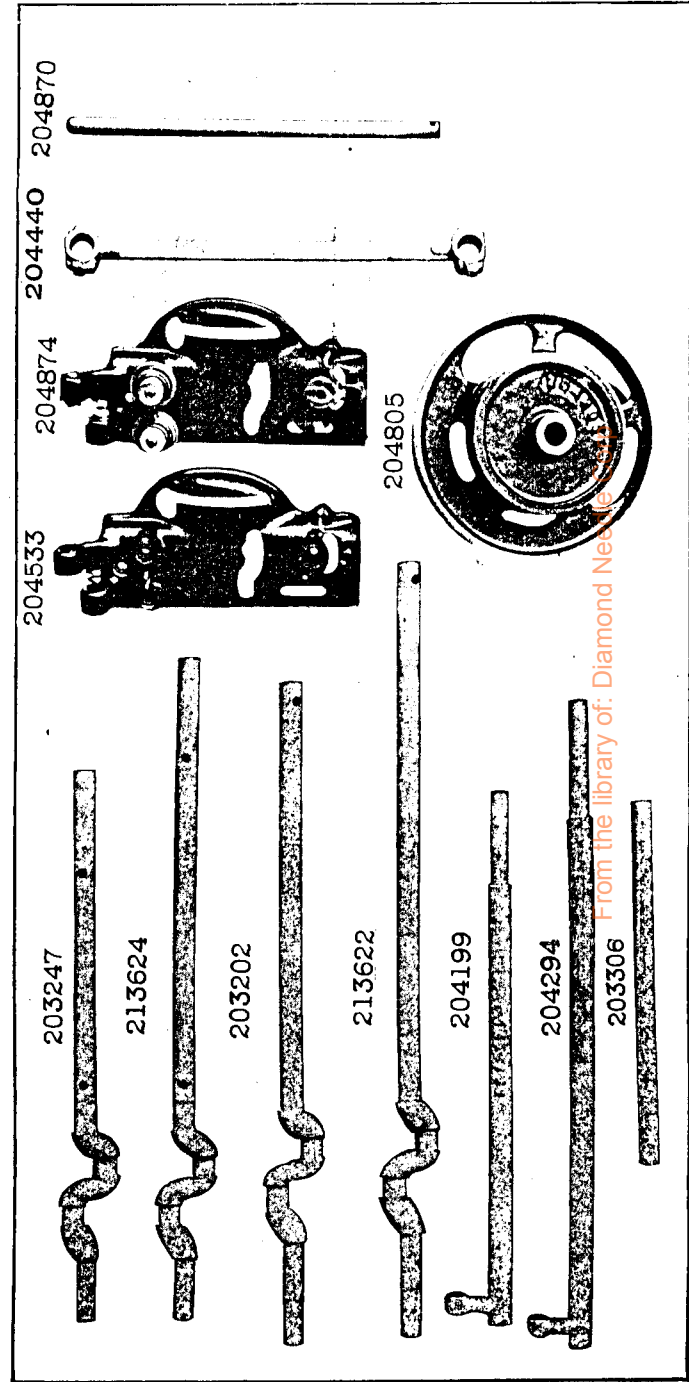


PLATE 12333—ONE-FOURTH SIZE



From the library of: Diamond Needle

PLATE 12334—ONE-HALF SIZE

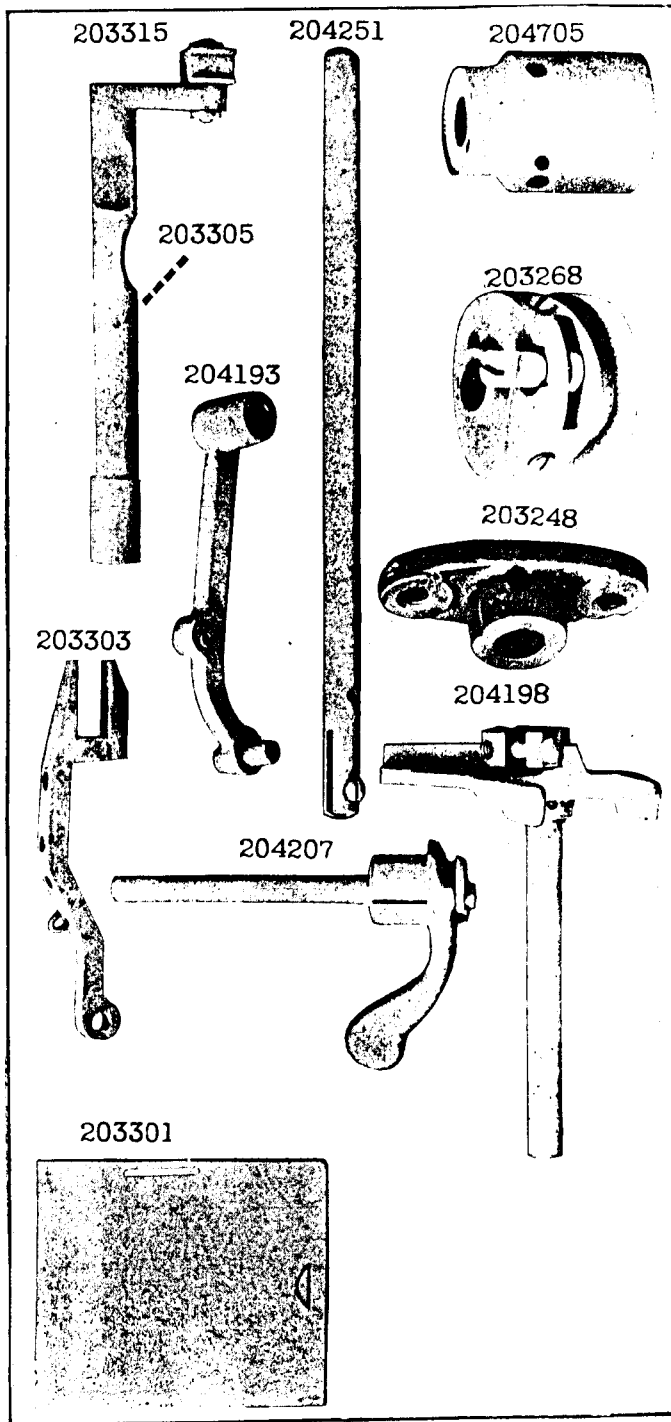



PLATE 12335—FULL SIZE



From the library of: Diamond Needle Corp

PLATE 12345—ONE-HALF SIZE

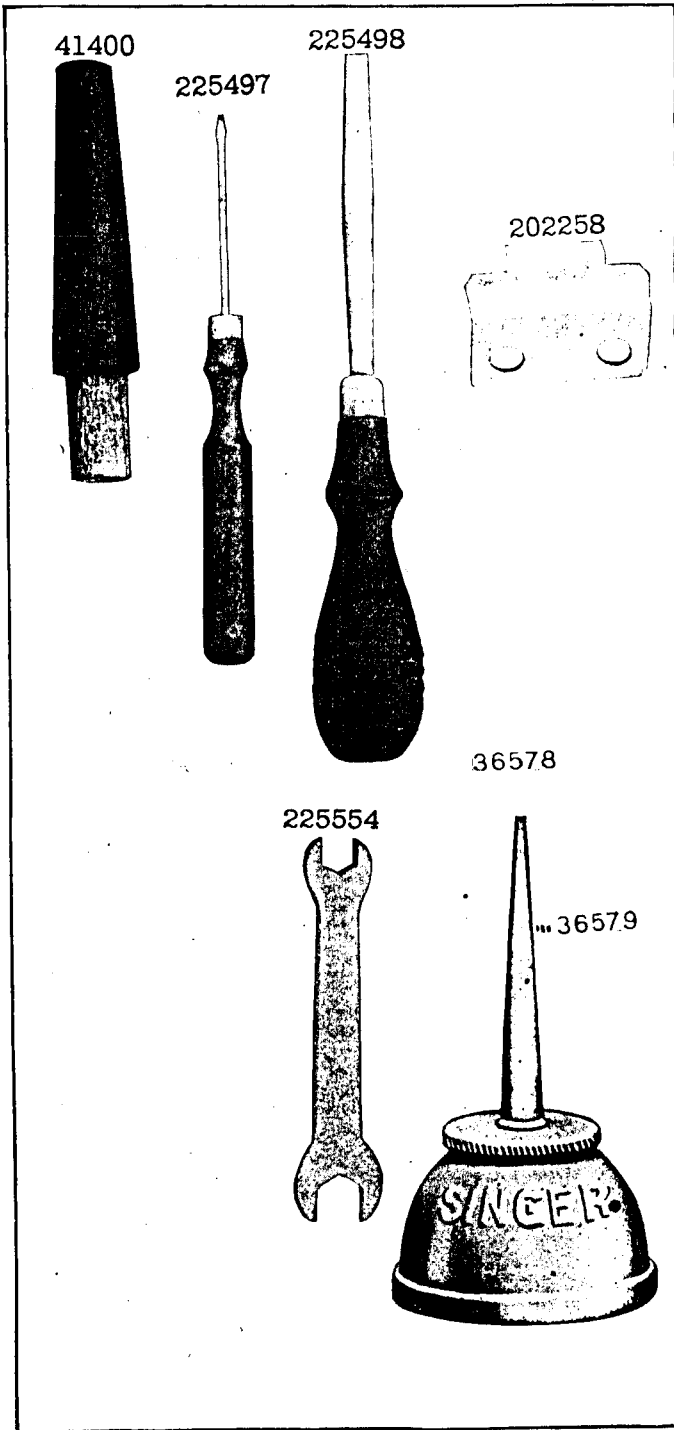


PLATE 13083—FULL SIZE

